

NOODLE

KENETHCOBONPUE



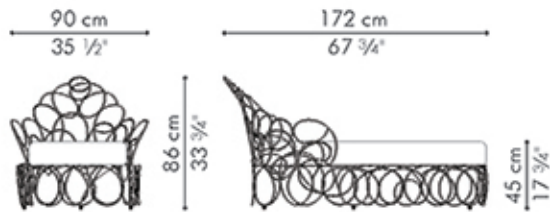
1 1/2 SEATER
CHAISE LOUNGE






🏠 rattan, nylon, steel

⚙️ polyethylene, nylon, steel

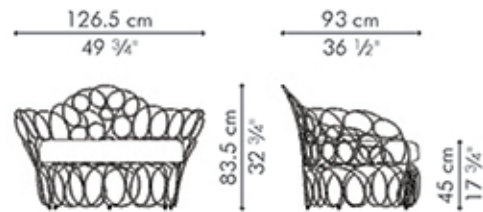
NOODLE

Chaise Lounge



	INDOOR	OUTDOOR
 Weight	25.5 kg / 56 lbs	29.5 kg / 65 lbs
 Weight	38 kg / 84 lbs	42 kg / 93 lbs
 Volume	1.64 m ³	1.59 m ³
 SEAT	3.10 m / 3.45 yds	
 PILLOWS	1 pc 56x56 cm / 22"x22"	
	0.65 m / 0.70 yds	
	1 pc 49x33 cm / 19"x13"	
	0.60 m / 0.65 yds	

1 1/2 Seater



	INDOOR	OUTDOOR
 Weight	26.5 kg / 58 lbs	29.5 kg / 65 lbs
 Weight	35 kg / 77 lbs	38 kg / 84 lbs
 Volume	1.10 m ³	1.10 m ³
 SEAT	2.00 m / 2.20 yds	
 PILLOWS	1 pc 71x51 cm / 28"x20"	
	0.80 m / 0.90 yds	
	1 pc 46x46 cm / 18"x18"	
	0.55 m / 0.60 yds	
	1 pc 49x33 cm / 19"x13"	
	0.60 m / 0.65 yds	

INDOOR rattan, nylon, steel



bronze



pale gray

OUTDOOR polyethylene, nylon, steel



bronze



pale gray