

SUZY WONG

KENETHCOBONPUE

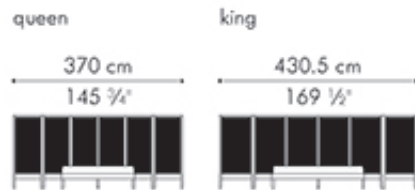
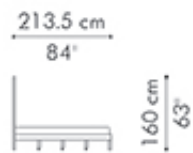


BED

🏠 abaca, rattan, maple or
lampakanai, rattan, walnut

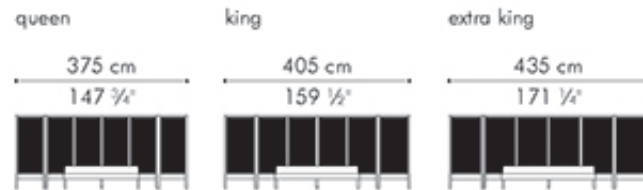
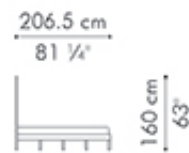
SUZY WONG

Bed American



	QUEEN	KING
Weight	77 kg / 170 lbs	79.5 kg / 175 lbs
Volume	0.93 m ³	1.04m ³ (2 boxes)

Bed European



	QUEEN	KING	EXTRA KING
Weight	80 kg / 176 lbs	83.5 kg / 184 lbs	88.5 kg / 195 lbs
Volume	0.93 m ³	0.99 m ³ (2 boxes)	1.05 m ³ (2 boxes)

INDOOR abaca, rattan, maple or lampakanai, rattan, walnut



natural walnut



dark brown